

Q4 2024 Brief Contacts

October 1, 2024 – December 31, 2024

Number of Contacts and Youth Served by Brief Contacts

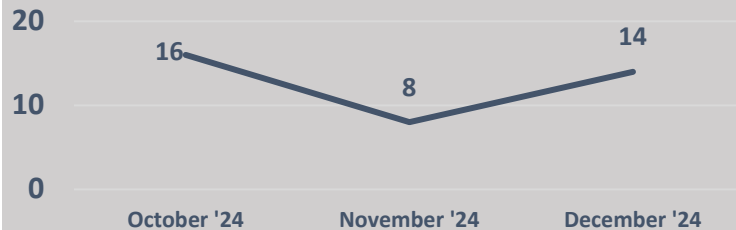


107 brief contacts

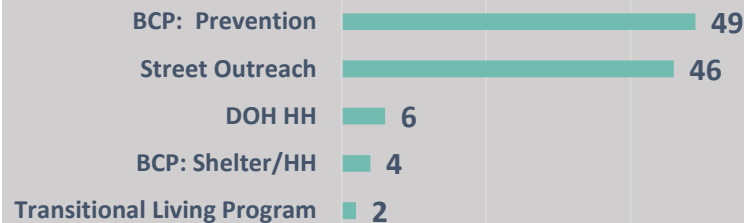
38 new youth served

36% of brief contacts are with youth that have not previously received services from that site.

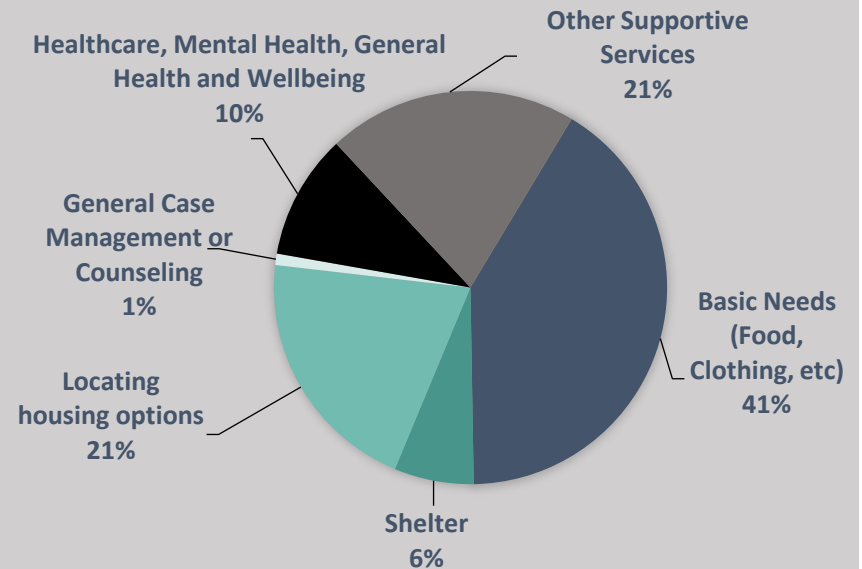
New Youth by Month (N=38)



Program Providing (N = 107)




Brief Contact Service Type (N=107)



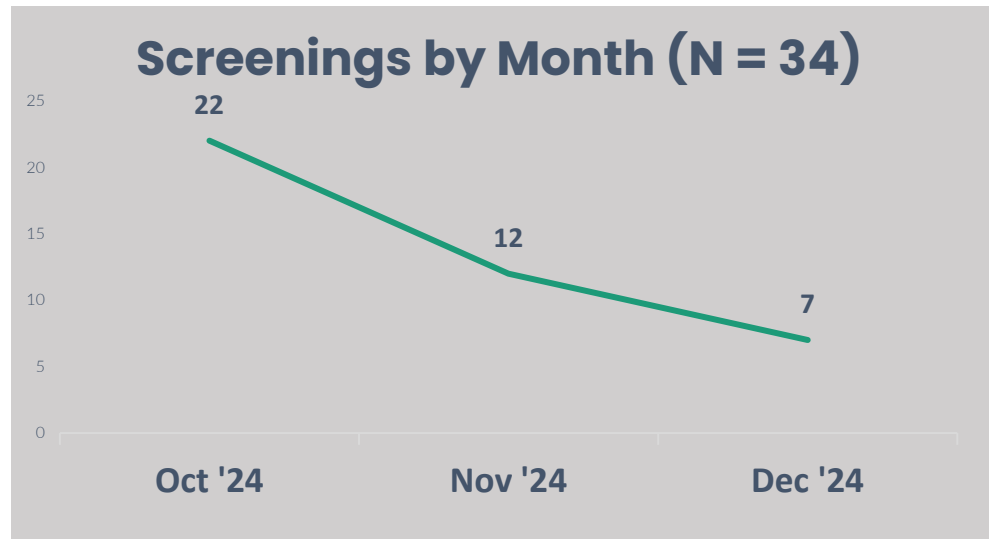
Q4 2024 Screenings

October 1, 2024 – December 31, 2024



41 Total Screenings

3.2 Average Risk Factors Per Youth

Most Common Youth Risk Factors	Q4 2024 Screenings (n=41)	All Previous Screenings (n=470)
Father ever spent time in jail or prison	67%	64%
Ever used marijuana	67%	60%
Been homeless, used shelter, or relied on housing assistance	53%	65%
Mother ever spent time in jail or prison	53%	50%
Became homeless due to family violence	50%	45%
Became homeless due to running away	41%	38%
Ever Pregnant or got someone else pregnant	29%	17%

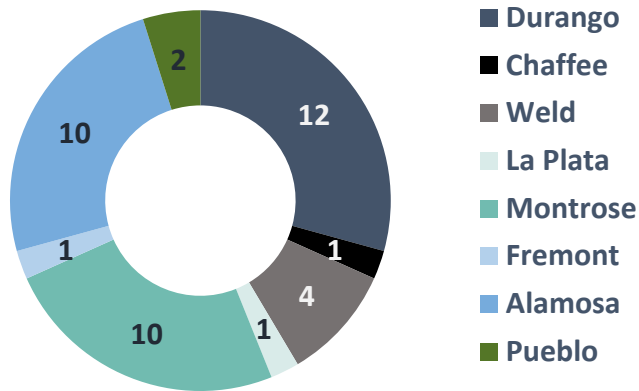
New Youth Enrollments

October 1, 2024 – December 31, 2024

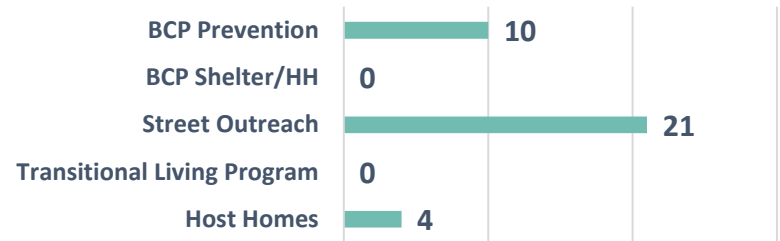
41 New CRCMIS
Enrollments
18 Initial Case
Plans Completed

35 New HMIS
Enrollments
33 New Youth

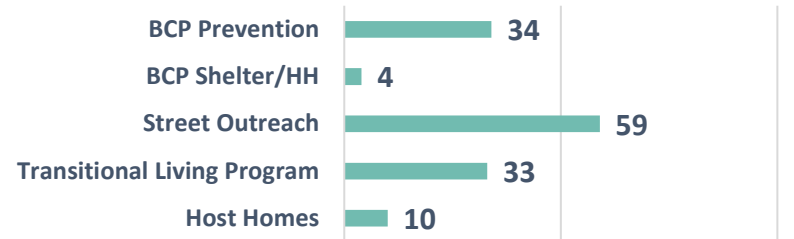
**New CRCMIS Enrollments
by County (N = 41)**



Program (New Enrollments=35)



Program (Total Youth=134)



HMIS Youth Enrollments

October 1, 2024 – December 31, 2024

Youth Demographics	New Enrollments (N = 31)	All Enrollments (N = 134)
Race/Ethnicity White (Non-Hispanic) Hispanic or Latino Black, African American American Indian, Alaska Native Native Hawaiian or Pacific Islander Multi-Racial	55% 0% 3% 16% 0% 26%	52% 13% 4% 10% 1% 21%
Gender Male Female Transgender or Non-Binary Questioning or Other	42% 52% 6% 0%	44% 52% 4% 0%
Sexual Orientation Heterosexual Bisexual Gay or Lesbian Questioning/Unsure or Other	90% 3% 0% 7%	80% 11% 4% 5%
Average Age	18.1	18.2

Case Management

October 1, 2024 – December 31, 2024



Service **Needs** Identified by Enrolled Youth (n=45)

68% General Information

- General information about services

44% Health and Well-Being

- Drug & alcohol prevention
- Health & mental health treatment (finding a PCP, make & transport to appts.)

26% Education

- GED/graduation
- Post-secondary
- Trade school

68% Housing

- Help securing long-term housing
- Vouchers & Section 8 applications

44% Employment

- Job search
- Resume help

19% Permanency

183 meetings in Q4

57 different youth

44% of meetings were over 1 hour long

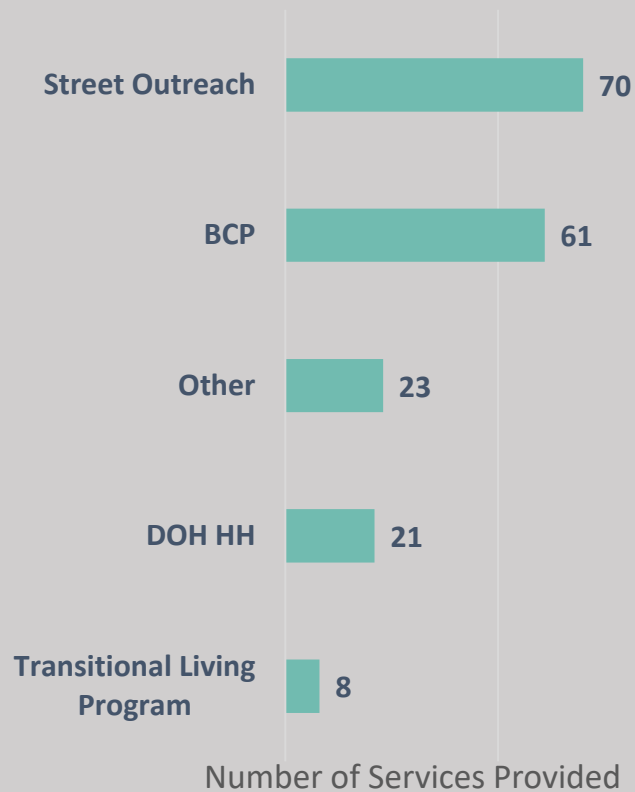
Case Management

October 1, 2024 – December 31, 2024

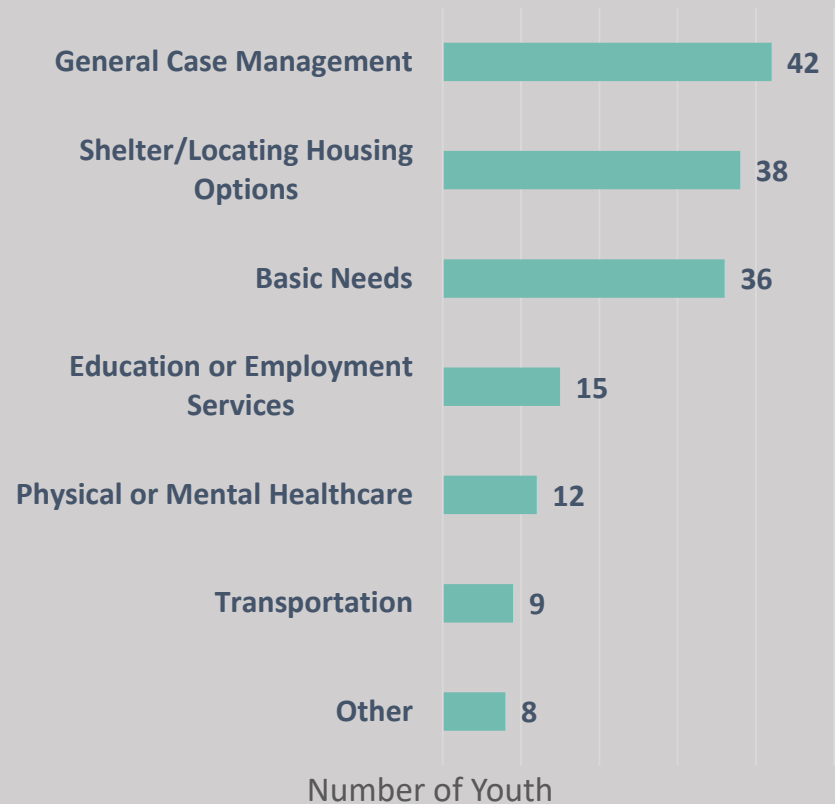


Services **Provided** to Enrolled Youth (n=57)

Program Providing (N = 117)



Type of Service by Youth





Exit Destinations

October 1, 2024 – December 31, 2024

<u>Housing and Exit Destinations</u>	Program Entry (n = 140)	Program Exit (n = 40)
Foster Home, Group Home, Residential Treatment, ILA, Safe Haven, Transitional Housing	14%	13%
Home of family member or friend	54%	58%
Own home or apartment	4%	15%
Homeless, couch surfing, car	15%	5%
Hotel, motel, shelter	11%	8%
Other (Jail, juvenile detention, etc.)	1%	3%
Info Not Collected	1%	0%